



We manage all your anorganic waste

HOW TO SEPARATE YOUR ANORGANIC WASTE

RED Bag

GREEN Bag

PLASTIC

All kinds of hard plastics
shampoo, Detergent
bottles, cosmetic jars,
food containers,
(yogurt, sauces, etc)




All kinds of soft plastic
shopping bags, refill bags,
veggie wrapping, etc.



GLASS

All kinds of bottles
Jars, beer bottle, etc



METAL

All kinds of metal
Tin cans, aluminium cans
scrap metal, aluminium foil,
etc.




MISC

Any other items
used sandals,
electronic, torn clothes,
etc.



PLEASE WRAP

Sanitary pads, diapers,
sharp objects,
cigarettes bud,
disposable mask, etc.




*Wrap it using plastic
before putting it
in a red bag

PAPER


All kinds of paper
Office paper, scrap
paper, newspaper and
magazines, old receipt



Used Beverage cartons
(Milk, juice, & Tea)



All kinds of hard paper
Cardboard, cereal box,
pizza box, paper bag,
etc.



REDUCE, REUSE, & RECYCLE

SUSTAINABLE SOLUTIONS FOR BETTER PLANET

REMEMBER

RINSE ALL CONTAINERS so not to attract ants or rats.

WRAP BROKEN GLAS AND ANY SHARP OBJECT using newspaper to avoid injuries during handling.

COMPOST

We can teach you to make great **COMPOST** with all your organic waste (food waste, garden clipping, old offerings, etc). contact us for more details.

CONTACT US

Jl. Raya Padonan no. 312, Tibubeneng - Kuta Utara, Bali -

Tel. +62 8223 7799819 - Email: info@eco-bali.com -

www.eco-bali.com



EcoBali - Waste Management, Education and Products



@ecobalirecycle



Household Hazardous Waste (B3) Separation Guide



1

Identify

Identify & separate hazardous and flammable waste, such as:

Spray/aerosol cans, flammable waste, thinner, batteries, lightbulbs, leftover cleaning liquid and other B3 waste



2

Sort

Make sure your hazardous & flammable waste is packaged separately from other waste



3

Label

Clearly label containers holding hazardous and flammable waste as "B3"



4

Notify During Pickup

Tell us during pickup if you have B3 waste and we'll handle it responsibly

Let's Manage Your Household Hazardous Waste Responsibly!

www.eco-bali.com

NEW!

**you can now recycle
used cooking oil**

1 Allow cooking
oil to cool



2 Place cooled cooking
oil into plastic or
glass container(s)
with lids



3 Put bottle with
lid beside red bag
and we will collect it



It can be recycled into candle, biofuel, & soap.